

Easy. Efficient. Accurate.
Fully automated Leica HER2 FISH
System for BOND™

Contains PathVysion® FISH Probes supplied by Abbott Molecular Inc.

Easy

Eliminate complexity and reduce human errors that may compromise patient care. The Leica HER2 FISH System uses familiar PathVysion LSI[®]* HER2/CEP17[®]* FISH probes supplied by Abbott Molecular Inc, ready-to-use on the Leica BOND System. With fully automated staining plus a comprehensive training package, laboratories will find it easy to produce the consistent, high-quality stained slides that pathologists rely on.

Reduce errors and increase standardization





Superior quality and standardization

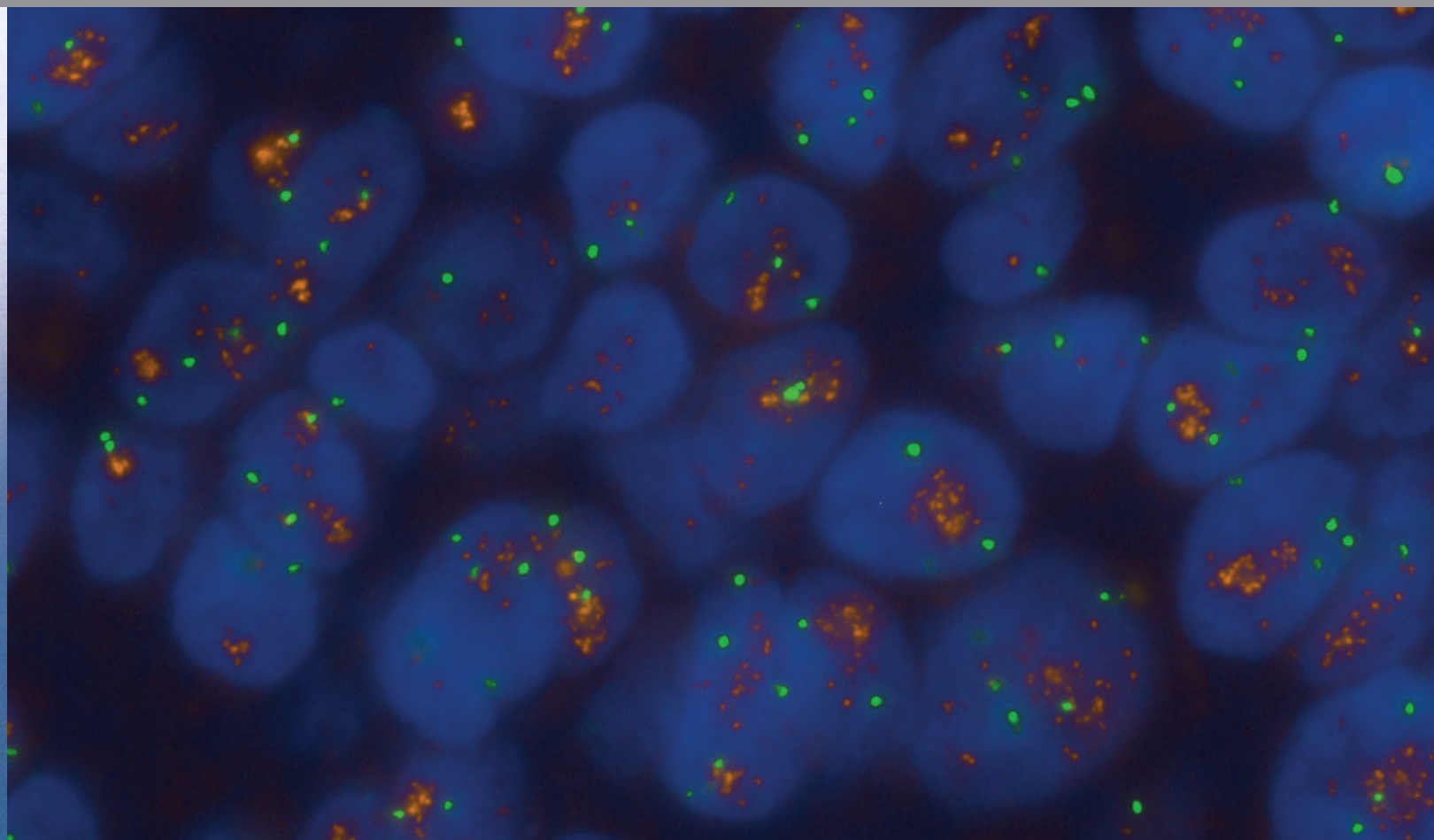
The Leica HER2 FISH System is a complete, standardized diagnostic kit containing all the components required to run the entire test on the Leica BOND System.

Reduced errors, lower repeat rates

Standardized, automated Leica BOND protocols for uniform staining consistency. Precise Leica BOND automation ensures reduced process variation to dramatically reduce the number of repeats and save valuable hands-on time.

Easy to use

Many people are already familiar with the Leica BOND System and the PathVysion HER2 DNA Probe Kit by Abbott Molecular, the gold standard in HER2 FISH detection. The Leica HER2 FISH system contains FISH probes manufactured by Abbott Molecular, making adoption of automation straightforward.

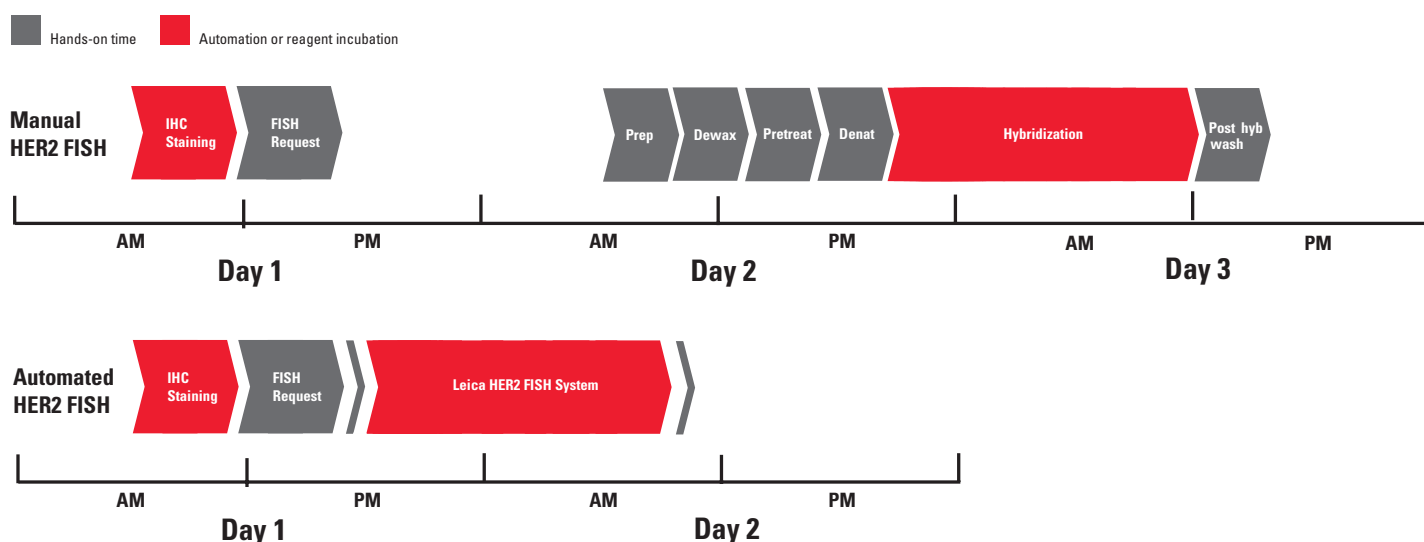


Efficient

Work smarter, increase efficiency and provide an improved service to your clinicians and customers. Leica BOND automation brings optimized workflow to HER2 FISH staining. With a complete system of automation, an optimized protocol and standardized ready-to-use reagents, the Leica HER2 FISH System provides the flexibility, reduced hands-on time and reduced turnaround time that today's Lean workflow demands.

Create a Lean workflow

Typical HER2 Workflow



The Leica HER2 FISH System can deliver next day HER2 results, up to 24 hours faster than current HER2 workflow.

Patient cases can be continuously processed on the Leica BOND System without the delay required to batch cases as in manual HER2 FISH staining.



Fully automated and flexible

Three independent slide trays mean the Leica BOND System keeps your cases organized while providing the flexibility for optimal workflow scheduling of your IHC and ISH tests.

Maximize efficiency, minimize costs

Free your skilled staff for other high-value tasks by automating labor intensive FISH techniques. The Leica HER2 FISH System brings time, workflow and ultimately cost efficiencies to your laboratory.

Lean Workflows

Go 'Lean' without increasing resources. The Leica BOND System can improve the efficiency of your laboratory with world-leading productivity and walk-away convenience. This allows you to deliver next day results for your pathologists and clinicians.



Leica HER2 FISH System

Product code: TA9217
No. of tests: 30 tests (30 slides)

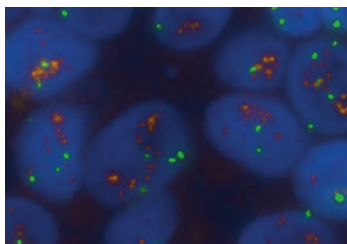
Contents:
RTU LSI HER2/CEP17 dual probe
Post Hybridization Wash Solution
Leica BOND Enzyme Diluent
Leica BOND Enzyme Concentrate 2
Leica BOND Open Containers

Accurate

The Leica HER2 FISH System provides a Total Solution. The system combines Abbott Molecular Inc's HER2 FISH probes with the industry-leading Leica BOND automated platform. The reduction in process variation delivers a high level of diagnostic confidence when combined with proprietary Leica HER2 FISH Control Slides.

Deliver accurate results for diagnostic confidence





Gold standard FISH technology

The PathVysion LSI HER2/CEP17 FISH probes have a well established reputation, with an in-built CEP17 control for additional confidence in the quality of the result.



Quickly deliver accurate results

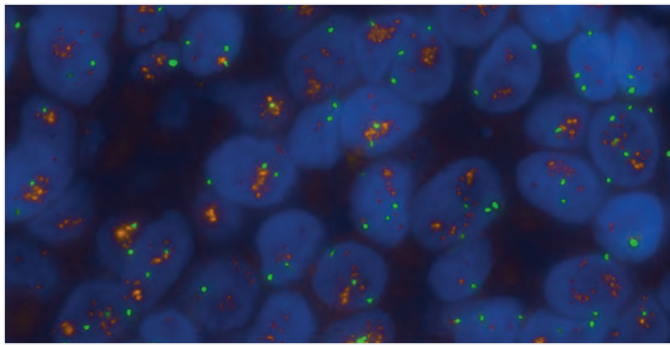

The easy-to-read, single slide, dual probe fluorescent staining provides the highest quality result for the assessment of HER2 gene status.



Diagnostic confidence

Now you can be confident you have done everything to deliver the accurate results needed for effective patient care.





TOTAL IHC REAGENT SOLUTIONS

Leica Bond Oracle™ HER2 IHC System
 Deliver laboratory efficiency and diagnostic confidence with the Leica BOND Oracle HER2 IHC System, a complete solution for fully automated theranostic HER2 IHC staining.

- Efficient – eliminate waste, reduce errors and lower repeat rates
- Confident – accurate staining for the correct assessment and optimal treatment

Novocastra Reference Range™

The Reference Range is a group of superior products selected and organized to assist pathologists and scientists choose the ideal antibodies for optimal tissue staining. Reference Range breast markers include:

- Cytokeratin 20 (clone RW31)
- Estrogen Receptor (clone 6F11)
- Ki67 Antigen (clone MM1)
- P53 Protein (DO-7) (clone DO-7)
- P63 Protein (clone 7JUL)
- Progesterone Receptor (clone 16)

LEICA BIOSYSTEMS

Leica Biosystems is a global leader in workflow solutions bringing histopathology laboratories and researchers the highest quality, most comprehensive product range in anatomical pathology. With complete histology systems featuring innovative automation, Novocastra™ reagents and Surgipath® consumables, Leica Biosystems offers the ideal product for each histology step and high-productivity workflow solutions for the entire laboratory.

Leica Biosystems – an international company with a strong network of worldwide customer services:

North America Sales and Customer Support

North America 800 248 0123

Asia/Pacific Sales and Customer Support

Australia	1800 625 286
China	+85 2 2564 6699
Japan	+81 3 5421 2804
South Korea	+82 2 514 65 43
New Zealand	0800 400 589
Singapore	+65 6779 7823

Europe Sales and Customer Support

For detailed contact information about European sales offices or distributors please visit our website.



Leica Biosystems brings together products, quality and support. Offering a complete solution that helps you advance workflows, enhance diagnostic clarity and deliver what really matters – better patient care.

* PathVysion is a trademark of Abbott Molecular Inc. All Rights Reserved. Used under License

This product is not for sale in the USA